

26 March 1969

Depot, Field, and Organizational Maintenance

AUTHORIZED EMBLEMS AND MARKINGS ON ADC AIRCRAFT AND MISSILES

This regulation is applicable to all ADC organizations. It prescribes policies and procedures for installation of the ADC emblem on aerospace vehicles and for application of approved markings and emblems.

	<u>Paragraph</u>
Policy	1
Application of ADC Emblem,	2
Authorized Emblems and Organizational Markings	3
General	4
Conspicuity and Arctic Markings	5
Camouflage Finishes	6
Solar Resistant Finishes	7
Miscellaneous Markings	8
Requests for Approval	9
Supply of Emblems	10

Index of Forms

ADC Form 306a, Aircraft Emblem (36-inch)	10
ADC Form 306b, Aircraft Emblem (20-inch)	10
ADC Form 306c, Missile Emblem (48-inch)	10

1. Policy. Aerospace vehicles assigned to ADC will receive the authorized ADC emblem and markings prescribed by this regulation. Only those markings prescribed herein and by TO 1-1-4 shall be used on ADC aerospace vehicles without prior approval of this Headquarters. The ADC emblem and markings will be removed from aerospace vehicles prior to transfer from ADC. Under no circumstances, officially or otherwise, will an AFLC agency (AMA or contractor) be requested to paint, touch-up, or repaint the aircraft distinctive markings contained in this regulation.

2. Application of ADC Emblem:

a. The ADC emblem authorized by this regulation will be applied to each aerospace vehicle as defined herein with the following exceptions:

(1) Aircraft assigned for support of the Air Force Academy and the Military Academy Commanders will not receive the ADC emblem.

(2) The numbered air forces may supplement this directive to require applica-

tion of ADC emblems to BQM-34A and AIM-4 missiles. ADC and organizational emblems shall not be applied to CIM-10 series missiles and CQM-10 series drones.

b. ADC emblems will be located on the right side of the aircraft vertical stabilizer. Refer to attachment 1 for specific location and size by type of aircraft. T-19 aircraft assigned to the 600th Air Base Wing will have the ADC emblem applied to both sides of the vertical stabilizer.

c. On the LV-2 series missiles, the ADC emblem will be located on the left side of the missile as viewed from the engine section. See attachment 1 for specific location by type of missile. All emblems will be oriented vertically when the missile is erect.

3. Authorized Emblems and Organizational Markings:

(1) Emblems that have been approved in accordance with AFR 600-3 will be applied on the left side of the vertical stabilizer of aircraft in a position corresponding to that of the ADC emblem. For the LV-2 series missiles, the squadron emblem will be located 180 degrees from the ADC emblem and centered in relation to the ADC emblem. Tactical (fighter) units will use the emblem of the fighter interceptor squadron on the mission aircraft. Emblems used by support aircraft units, AEW&C wings, and air defense wings and on mission support aircraft will be specified by local commanders and published in supplements to this regulation.

(2) Organizational markings may be used on the vertical stabilizers of B-57, C-121, F-100, F-101, F-102, F-104, and F-106 aircraft. Organizational markings may also be used on T-33 aircraft assigned to the 4780th Air Defense Wing (not applicable to other T-33 aircraft in ADC).

(1) Prime consideration should be given to cost in manpower and materials to install and maintain organizational markings prior to requesting approval.

(2) Organizational markings must be in good taste, simple, and easy to apply. Colors used will normally be limited to three. Exceptions will be based on simplicity of appli-

cation and intricacy of design. (Refer to AFR 600-3 for information on desirable colors and schemes.)

(3) Organizational markings may be standardized within a group, wing, air division, or numbered air force.

c. Organizational markings will be applied so as not to interfere with USAF markings or insignia specified by TO 1-1-4.

4. General:

a. Standardized markings and emblems will:

(1) Provide a more professional appearance aerospace vehicle to the public and sister services.

(2) Save man-hours and materials by the use of standard decals.

b. Markings and emblems applied in accordance with this regulation will be properly maintained as distinctive emblems of the Aerospace Defense Command. All such markings and emblems will be removed from aerospace vehicles being transferred from the Command. Arrangements may be made by chiefs of maintenance concerning removal of markings from aircraft being transferred within the Command.

c. Emblems will normally be applied by the use of decals. Paint and stencil application method is authorized when decals are not available. Decals will not be applied on surfaces having button or round-head rivets. It is permissible to place the organizational and ADC emblems within a white circle background. Paints used will be of military specifications to assure long life and respectable appearance.

(1) When paint and decals are used, the painting will be accomplished prior to application of the decal.

(2) Areas to receive the markings or emblems will be thoroughly cleaned prior to application of paint or decals.

(3) Decals that are provided in sections

should be applied so that the overlap section will be opposite the direction of flight to prevent peeling. Multigpart decals should be protected by applying a clear plastic edge-sealer.

d. Organization markings will not be procured as items of printing. Organizational markings will normally be applied by paint and stencil application; however, decal material may be purchased as an item of supply and applied in accordance with the approved design contained in this regulation.

5. Conspicuity and Arctic Markings. B-57 target force aircraft will receive conspicuity markings in accordance with TO 1-1-4. Aircraft assigned to the 57th Fighter Interceptor Squadron will receive arctic markings in accordance with TO 1-1-4. Other ADC interceptor aircraft will not receive conspicuity markings.

NOTE: Only those T-38 aircraft assigned to the 57th Fighter Interceptor Squadron will have conspicuity markings applied.

6. Camouflage Finishes. Camouflage finishes will be maintained as directed by section VII of TO 1-1-4. All markings except those required to be consistent with safety, performance, and maintenance are prohibited. During utilization of these aircraft within the continental limits of the United States, the following instructions will apply:

a. The last three numbers of the aircraft serial number may be placed immediately above the radio call numbers. These three numbers will be 12 inches high and will be applied with white acrylic lacquer (code 17875).

b. These three numbers will be removed prior to any overseas deployment.

7. Solar Resistant Finishes. Aircraft used primarily for personnel carriers may have solar resistant finishes applied.

a. Solar resistant finishes will be applied in accordance with TO 1-1-4.

b. Chiefs of maintenance should carefully weigh the cost in manpower and materials versus the benefits gained from applying solar paint prior to scheduling application thereof.

c. The empennage area above the area to be painted may also be coated with solar paint to aid in corrosion control.

d. T-38 aircraft will be painted as specified by TO 17-38A-3. Material used should correspond to military specifications for exterior coatings (refer to TO 1-1-6).

8. Miscellaneous Markings. Miscellaneous markings not specified below or in the attached illustrations will be considered when a separate request is submitted by the user to ADC (ACMME).

a. One aircraft assigned to support the Commander of the USAF Academy (USAFA) will be identified by 12-inch block letters across the upper fuselage specifying "UNITED STATES AIR FORCE ACADEMY." Markings will be centered directly above the cabin windows. The USAFA emblem shall be used on the vertical stabilizer in lieu of the ADC emblem specified in paragraph 2b, above.

b. One aircraft assigned to support the Commander of the US Military Academy will be identified by 12-inch block letters across the upper fuselage specifying "UNITED STATES MILITARY ACADEMY." Markings will be centered directly above the cabin windows.

c. Aircraft assigned for use by NORAD will receive the NORAD emblem. Location of these emblems will be the same as that specified for the ADC emblem for the type of aircraft being considered.

d. The outstanding unit award (decal) may be installed at any location that does not interfere with markings prescribed in TO 1-1-4. The preferred location for aircraft is within the area of the radio call numbers; but, whatever location is selected, it must be in good taste. On the LV-2 series missiles, this award will be installed 6 inches below the squadron emblem when the missile is erect. Display of this award will be on a permanent basis.

e. The ADC "A" award may be displayed on the vertical stabilizer of ADC aircraft for a period of 1 year from the date of presentation. The 12- by 7-inch decal may be placed on both sides of the vertical stabilizer but

must not interfere with the location of markings prescribed by TO 1-1-4. On the LV-3D missile, this decal will be located 6 inches below the ADC emblem when the missile is erect. Location of ADC or organizational emblems may not be altered to permit application of the "A" award.

f. A black panel, 18 inches wide, may be applied to the wing at the heated leading edge-panel of passenger and cargo aircraft to aid in identifying ice buildup. This panel must be within the line of sight of the pilot or copilot.

g. The armament placard prescribed by ADCM 136-1 is an authorized special purpose marking and will be positioned as shown in the illustrations in ADCM 136-1. Markings prescribed by TO 1-1-4 may not be moved to permit installation of the armament placard.

h. When approved by a numbered air force supplement to this regulation, the unit designation may be applied to the external fuel tanks of T-33 and U-3 aircraft. Lettering used will be limited to 4-inch high letters within an area 48 inches long. WARNING: Decal and ejector cartridge indicator pins on T-33 tanks will not be obliterated.

i. Location of AF Form 1234, "USAF Av-fuels Identification," will be stenciled below the aircraft identification data (data legend when not maintained in AFTO Form 791 folder). Letters will be 1-inch high (code 17034). Requirement for this stencil is TO 00-20-3.

j. The last three numbers of the aircraft serial number may be applied to the nose wheel door of cargo-type aircraft. Size of numbers is limited to 20 inches high. This

marking is permitted for ready identification at night for cargo/passenger loading.

9. Requests for Approval. Requests for approval of organizational markings will be submitted through channels to ADC (ADMME) prior to publication of implementing supplements to this regulation. Markings that conflict with those contained in TO 1-1-4 will not be submitted for approval. Requested markings will be evaluated by the Operations, Maintenance, and Safety Divisions of this Headquarters and, when approved, will be added by changes to this publication. Requests should include:

a. Numbered air force identification and the OPR symbol.

b. Detailed 8- by 10-inch drawing of the desired marking by type of aircraft.

c. Identification of colors to be used (military specifications).

d. Identification of variations desired.

10. Supply of Emblems. The ADC emblems are available as decalcomanias (decals) and are identified as ADC Forms 306a, 306b, and 306c. These decals are obtained through publications distribution channels by requisition on AF Form 124a, "Publications/Forms Requisition," from the ADC Publications Distribution Center (ADCAS-PD). Item 7 of the AF Form 124a will contain the quantity and type of aircraft on which the decals are to be used when requisitioning ADC Forms 306a or 306b. The quantity of missiles will be shown when requisitioning ADC Form 306c. Approved organizational emblems will be requisitioned in accordance with AFR 6-4/ADC Supplement 1.



ARTHUR C. AGAN, Lt Gen, USAF
Commander

J. L. STEEVES, Col, USAF
Command Director of Administration

5 Attachments

1. Location of ADC Aircraft Emblems
2. Approved Organizational Markings - First Air Force
3. Approved Organizational Markings - Fourth Air Force
4. Approved Organizational Markings - Tenth Air Force
5. Approved Organizational Markings - Air Defense Weapons Center

Summary of Revised, Deleted, or Added Material

This regulation is being republished to remove those units that have been discontinued and to change unit designations (attachments 1 through 5).

F-100 Aircraft

ADC Emblem Location:

Forward Edge: 7 inches aft of a vertical line from forward upper corner of the rudder

Bottom Edge: 12 inches above and parallel to top of rudder

Use 30" ADC and Organizational Emblem

Figure 1

F-101 Aircraft

ADC Emblem Location:

Forward Edge: Sta 781.50

Bottom Edge: WL Sta 136.00

Use 20" ADC and Organizational Emblem



Figure 2

F/TF-102 Aircraft

ADC Emblem Location:

Forward Edge: Sta 616.00

Bottom Edge: WL Sta 89.32

Use 30" ADC and Organizational Emblem

Figure 3



E-124 Aircraft

ADC Emblem Location:

Forward Edge: Sta 469.0

Bottom Edge: Fin Sta 38

Use 20" ADC and Organizational Emblem

Figure 4

E-126 Aircraft

ADC Emblem Location:

Forward Edge: Sta 659.5

Bottom Edge: WL Sta 64.1



Use 20" ADC and Organizational Emblem

Figure 5



E-129 Aircraft

ADC Emblem Location:

Forward Edge: 24 inches forward of
radder hinge line

Bottom Edge: WL Sta 300

Use 20" ADC and Organizational Emblem

Figure 6



T-33 Aircraft

ADC Emblem Location:

Forward Edge: Sta 190.0

Bottom Edge: WL Sta 140.0

Use 20" ADC and Organizational Emblem

Figure 7

T-39 Aircraft

ADC Emblem Location:

Centered on Vertical Stabilizer
with bottom edge of decal
15 inches above radio call numbers



Use 20" ADC and Organizational Emblem

Figure 8

B-57 Aircraft

ADC Emblem Location:

Forward Edge: Sta 686.2

Bottom Edge: WL Sta 120.5



Use 20" ADC and Organizational Emblem

Figure 9



C-47 Aircraft

ADC Emblem Location:

Forward Edge: Sta 664.0

Bottom Edge: Stab Sta 77.0

Use 30" ADC and Organizational Emblem

Figure 10

C-54 Aircraft

ADC Emblem Location:

Forward Edge: Sta 999.0

Bottom Edge: Fin Sta 65.0



Use 30" ADC and Organizational Emblem

Figure 11



C-118 Aircraft

ADC Emblem Location:

Forward Edge: Sta 1009.0

Bottom Edge: Stab Sta 76.0

Use 30" ADC and Organizational Emblem

Figure 12

C-119 Aircraft

ADC Emblem Location:

Bottom Edge: Fin Sta 60.0

Center Decal, front to rear,
on vertical fin

Use 20" ADC and Organizational Emblem

Figure 13

C-121 Aircraft

ADC Emblem Location:

Aft Edge: 11 3/8 inches forward
of rudder hinge line

Bottom Edge: Fin Sta 9.0



Use 36" ADC and Organizational Emblem

Figure 14

C-131 Aircraft

ADC Emblem Location:

Forward Edge: Sta 851.0

Bottom Edge: WL Sta 188



Use 20" ADC and Organizational Emblem

Figure 15

U-3B Aircraft

ADC Emblem Location:

Forward Edge: Sta 209.0

Bottom Edge: WL Sta 15.0

Use 20" ADC and Organizational Emblem

Figure 16

HU-148 Aircraft

ADC Emblem Location:

Forward Edge: Sta 668

Bottom Edge: WL Sta 120



Use 20" ADC and Organizational Emblem

Figure 17

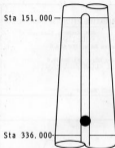
H-33 Aircraft

ADC Emblem Location:

Center of area below radio call numbers

Use 20" ADC and Organizational Emblem

Figure 18



LV-2 Series Missile_a

(New Procurement)

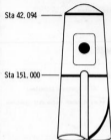
ADC Emblem Location :

Located 90° to the left of a line running through the center of the U. S. A. F. marking. (Refer to TO 1-1-4, Figure 3-62.)

Bottom Edge: 22 inches above Sta 336,000

Use 46th ADC Missile Emblem

Figure 19



LV-2 Series Missiles

(Initial Procurement)

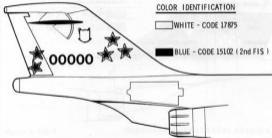
ADC Emblem Location :

Centered on Guidance Access Door located between Sta 79,369 and 138,897.

Use 46th ADC Missile Emblem

Figure 20

APPROVED ORGANIZATIONAL MARKINGS - FIRST AIR FORCE

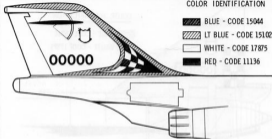


52nd FIGHTER GROUP

F-101 Aircraft

Suffolk County AFB, New York

Figure 21



60th FIGHTER INTERCEPTOR SQUADRON

F-101 Aircraft

Otis AFB, Mass.

Figure 22

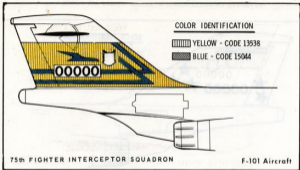


Figure 23

Dow AFB, Maine

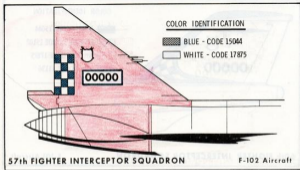
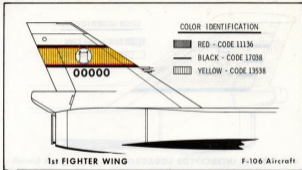
Wadsworth, MA

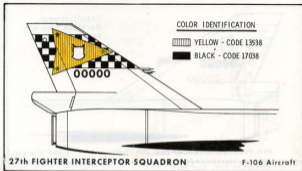
Figure 24

Attachment 2 Keflavik AFB, Iceland



Selfridge AFB, Michigan

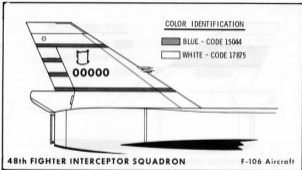
Figure 25



Loring AFB, Maine

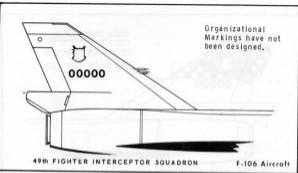
Figure 26

Attachment 2



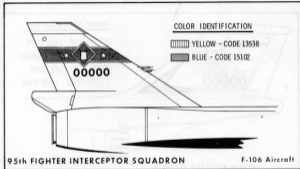
Langley AFB, Virginia

Figure 27



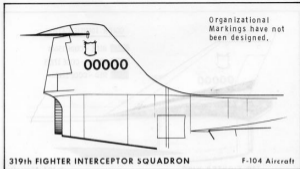
Attachment 2

Figure 28



Dover AFB, Delaware

Figure 29

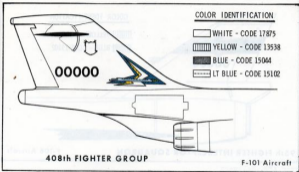


Homestead AFB, Florida

Figure 30

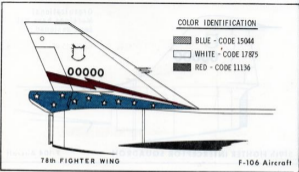
Attachment 2

APPROVED ORGANIZATIONAL MARKINGS - FOURTH AIR FORCE



Kingsley Field, Oregon

Figure 31



Hamilton AFB, California

Figure 32

Attachment 3

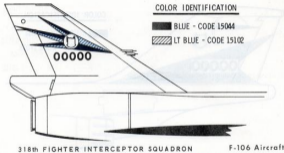


Figure 33

McChord AFB, Washington

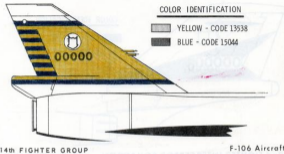
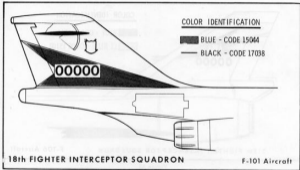
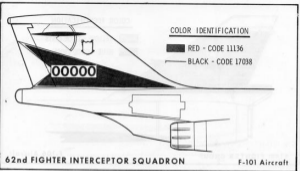
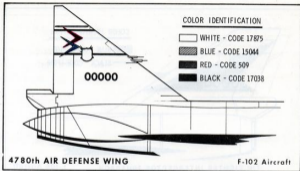


Figure 34

Oxnard AFB, California

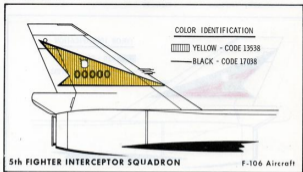
APPROVED ORGANIZATIONAL MARKINGS - TENTH AIR FORCE

Grand Forks AFB, North Dakota **Figure 35**K I Sawyer AFB, Michigan
Attachment 4**Figure 36**



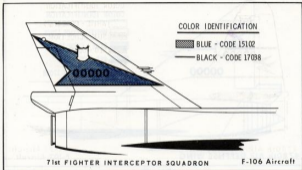
Perrin AFB, Texas

Figure 37



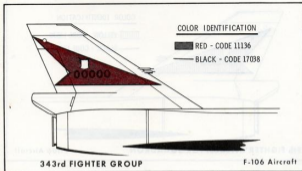
Minot AFB, North Dakota

Figure 38



Helstrom AFB, Montana

Figure 39

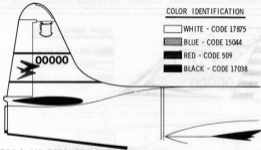


Duluth Int. Airport, Minn.

Figure 40

COLOR IDENTIFICATION

	WHITE - CODE 17875
	BLUE - CODE 15044
	RED - CODE 509
	BLACK - CODE 17038



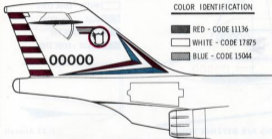
4780th AIR DEFENSE WING

T-33 Aircraft

Perrin AFB, Texas

Figure 41

APPROVED ORGANIZATIONAL MARKINGS - AIR DEFENSE WEAPONS CENTER

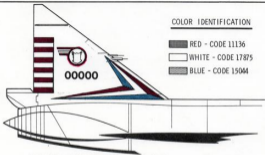
COLOR IDENTIFICATION

- RED - CODE 11136
- WHITE - CODE 17875
- BLUE - CODE 15044

AIR DEFENSE WEAPONS CENTER**F-101 Aircraft**

Tyndall AFB, Florida

Figure 42

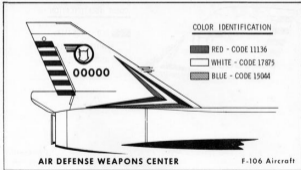
COLOR IDENTIFICATION

- RED - CODE 11136
- WHITE - CODE 17875
- BLUE - CODE 15044

AIR DEFENSE WEAPONS CENTER**F-102 Aircraft**

Tyndall AFB, Florida

Figure 43

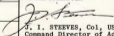


Tyndall AFB, Florida

Figure 44

IMMEDIATE ACTION

02

IMMEDIATE ACTION PUBLICATION CHANGE		PAGE 1	OF 1	PAGES
FORM NO. 1	DATE 30 July 1969	BASIC PUBLICATION, NUMBER, AND DATE ADCR 66-23, 26 March 1969		
TEXT OF CHANGE				
<p>3b. Organizational markings may be used on vertical stabilizer of B-57, C-121, F-100, F-101, F-102, F-104, F-106, and T-33 aircraft.</p>				
<p>If additional space is required, use plain paper. <small>OPM (Issuing My Administrator and other symbols)</small></p>		<p>FOR THE COMMANDER</p> 		
ADC (ADMME-BA)		J. I. STEEVES, Col, USAF Command Director of Administration		
DISTRIBUTION: Same as Basic				

After printing, file this change in back of the publication changed.

Depot, Field, and Organizational Maintenance

AUTHORIZED EMBLEMS AND MARKINGS ON ADC AIRCRAFT AND MISSILES

ADCR 66-23, 28 March 1969, is supplemented as follows:

3a. Emblems to be applied on left side of vertical stabilizer of support aircraft:

<u>Unit</u>	<u>Emblem</u>
5 F18q	5 F18q Emblem
18 F18q	18 F18q Emblem
62 F18q	62 F18q Emblem
71 F18q	71 F18q Emblem
343 Ftr Gp	343 Ftr Gp Emblem
4609 AB Gp	4609 AB Gp Emblem
4632 AB Sq	4632 AB Sq Emblem
4676 AB Gp	4676 AB Gp Emblem
4758 Def Sys Eval Sq	4758 Def Sys Eval Sq Emblem
4780 Air Def Wg	4780 Air Def Wg Emblem

3b. External fuel tanks on T-33 aircraft will be marked as follows:

<u>Unit</u>	<u>Emblem</u>
5 F18q	28 Air Div Designation
18 F18q	29 Air Div Designation
62 F18q	29 Air Div Designation
71 F18q	28 Air Div Designation
343 Ftr Gp	29 Air Div Designation
4632 AB Sq	31 Air Div Designation
4676 AB Gp	10 Air Force Designation
4780 Air Def Wg	Not Applicable

For T-33 type aircraft, the markings will consist of 4-inch white block letters/numbers evenly spaced within an area 48 inches long. This area will be centrally located on the Air Force blue streamline stripe on center line of tank. The stripe will extend from forward point of tank to the trailing edge. It will be no wider than 8 inches and will parallel the configuration of the tank (see figure 1).

T-33 FLT




Figure 1

OFFICIAL

WILLIAM D. GREENFIELD, Maj Gen, USAF
Commander

Marvin A. Kotter
MARVIN A. KOTTER, Lt Col, USAF
Director of Administration

Depot, Field, and Organizational Maintenance

AUTHORIZED EMBLEMS AND MARKINGS ON ADC AIRCRAFT AND MISSILES

ADCR 66-23, 26 March 1969, is supplemented as follows:

3a. Emblems to be applied on the left side of vertical stabilizers of support aircraft other than the T-33:

<u>Unit</u>	<u>Emblem</u>
78 Ftr Wg	78 Ftr Wg Emblem
408 Ftr Gp	408 Ftr Gp Emblem
414 Ftr Gp	414 Ftr Gp Emblem
4676 AB Gp	4676 AB Gp Emblem
4780 Air Def Wg	4780 Air Def Wg Emblem

3b. Emblems to be applied on the left side of vertical stabilizers of T-33 aircraft in lieu of markings:

<u>Unit</u>	<u>Emblem</u>
78 Ftr Wg	78 Ftr Wg Emblem
408 Ftr Gp	408 Ftr Gp Emblem
414 Ftr Gp	414 Ftr Gp Emblem
4629 Spt Sq	27 Air Div Emblem
4632 Spt Sq	4632 Spt Sq Emblem
4676 AB Gp	4676 AB Gp Emblem
4780 Air Def Wg	See Figure 41, ADCR 66-23

3c. External fuel tanks on T-33 aircraft will be marked as follows:

<u>Unit</u>	<u>Emblem</u>
5 FISq	28 Air Div Designation
18 FISq	28 Air Div Designation
71 FISq	28 Air Div Designation
78 Ftr Wg	27 Air Div Designation
318 FISq	25 Air Div Designation
408 Ftr Gp	25 Air Div Designation
414 Ftr Gp	27 Air Div Designation
4629 Spt Sq	27 Air Div Designation
4632 Spt Sq	31 Air Div Designation
4676 AB Gp	10 Air Force Designation
4780 Air Def Wg	Not Applicable

For T-33 aircraft, the markings will consist of 4-inch white block numbers and letters evenly spaced within an area 48 inches long. This area will be centrally located on an Air Force blue streamline stripe on the center line of the tank. The stripe will extend from the forward point of the tank to the trailing edge. It will be no wider than 8 inches and will parallel the configuration of the tanks (see Figure 1).




Figure 1

OFFICIAL

Marvin A. Kotter
 MARVIN A. KOTTER, Lt Col, USAF
 Director of Administration

WILLIAM D. GREENFIELD, Maj Gen, USAF
 Commander